

Learning at Home



Dear Families,
This is our kindergarten choice board! You can choose **4** activities and projects from any box. You do not have to turn in any work, but feel free to send pictures or post your activities on our CajKinder Facebook page.

Baking

Make a special rainbow treat for tonight's dessert.
[Rainbow Rice Krispies Treats](#)



Get Moving and Learn



Go on a Go Noodle virtual field trip and learn about Ocean Animals
[Shark High Five](#)

Drama

PUT ON A PLAY!
Retell a favorite story by putting on a play using stuffed animals or sock puppets that you make.
[How to Make a Sock Puppet](#)

Religion

We can pray anywhere! Head outside and say a prayer to God thanking Him for the gifts you can see, hear, and smell in nature.

Art

PAINT
[Symmetrical Butterfly Painting](#)



S.E.L

From Mrs. Ramsay:
Go for a family mindful walk.
What do you see, smell, hear, taste, and touch?

Get Movin' Scavenger Hunt

Go on a *Get Movin'* Scavenger Hunt in your neighborhood. Scavenger hunt on pg. 3

Creating

Create a fort using blankets and furniture. Have fun reading inside!
BE SURE TO CLEAN UP WHEN YOU'RE DONE. :)

YOGA



[YOGA on the FARM](#)

Crafting

Make a rainbow fish paper plate craft (see pg. 3)



Responsibility

Choose a job to do around your home. Be a helper and do it for three days in a row. Keep track here:

1	2	3
---	---	---

Math

Pick 5 toys and order them from lightest to heaviest.

Science & Nature

RAINBOWS How are they formed?
Learn about
[How Rainbows are Formed](#)

Travel Abroad

Take a virtual field trip to London, England.
[London, England](#)

Reading

Listen to the read aloud
[Please Please the Bees](#)

Music

Dance party time! Have someone play one of your favorite songs and then let them play one of their current favorite songs OR one from when they were younger. Dance to the rhythm of the music.

RAINBOW FISH CRAFT



MATERIALS

- Paper Plates
- Blue Paint
- Sponges
- Colorful Pompoms
- Glue & Scissors
- Googly Eyes

DIRECTIONS

- Sponge paint a paper plate blue.
- Cut out a triangle shape from the plate. This hole will act as the fish mouth and the cut piece will become the tail.
- Glue on a googly eye.
- Glue colorful pompoms in a triangle shape to look like a fin.
- Take the cut triangle piece and glue it to the back of the fish as a tail.
- Let dry and hang up!

EXTENSION/DIFFERENTIATION IDEAS

- Pair with the book *Rainbow Fish* by Marcus Pfister : Book Questions
 - Before: Have you ever had something that someone else wanted?
 - During: How does the rainbow fish feel about sharing?
 - After: What did the rainbow fish do? Did he make a good choice?
- Add in a writing component. Example Writing Prompt: How to be a Good Friend

Get Movin' Scavenger Hunt


The number

4

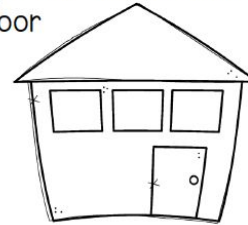
A stop sign



A cat




A house with a blue door



The letter

Ss

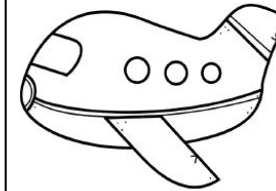
A red car



A trash can or trash bag



An airplane



The number

2

A basketball goal



The letter

Ll

A dog

